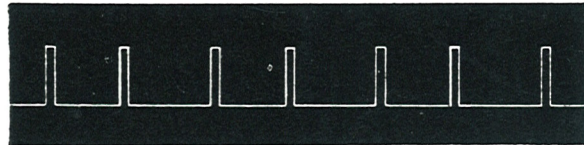

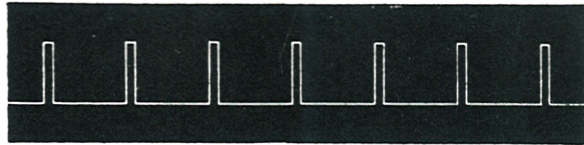



WAVE FORM



Dia  
7/10

SPECTRUM



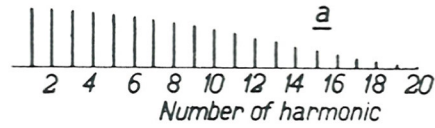


Fig. 5. SEEBECK'S *experiment 3*. The pitch of wave form *b* (400) is an octave above that of wave form *a* (200). In wave form *c* a component of pitch 200 is distinctly audible. In wave form *d* it is even more prominent than the component of pitch 400. The fundamental tone, however, is very weak in wave form *c* as well as in wave form *d*.

Nord.  
 S. Koster, J. F., The Register, a new component in  
 Gueff. Sound analysis  
 Proc. Kon. Ned. Akad. v. Wet. Amsterdam, 43, 1940, 356-365